



Northern Ireland  
Curriculum

Reading Scheme to Support the  
Learning for Life and Work Thematic Units (SLD)

# Breakfast: Boiled Egg and Toast

Level 1

**Writers' Group:**

Graham Hawthorne, Marian Humphrey, Shirley Gwynne and  
Avril Napier, all from Roddensvale School, Larne

A CCEA Publication ©2010

[www.nicurriculum.org.uk](http://www.nicurriculum.org.uk)

**Photographs**

All photographs courtesy of Roddensvale School, Larne

Reading Scheme to Support the  
Learning for Life and Work  
Thematic Units (SLD)

# **Breakfast: Boiled Egg and Toast**

Level 1

---


## Notes to the Teacher:

The activities in this booklet are designed to support the topic *Breakfast: Boiled Egg and Toast*. You can photocopy, cut out and laminate the picture cards at the back of the booklet and use them together with the picture board in a variety of ways. For example:

- Have the learners practise picture recognition by sticking the cards on top of the identical squares on the board.
- Have the learners place all the cards in front of them. Say a word, and they point to or hold up the corresponding picture card.
- Give a clue, such as ‘you can spread this on your toast’, and invite the learners to hold up the corresponding card (butter).
- Call out specific categories for the learners to sort and categorise their cards, for example ‘foods’ and ‘kitchen equipment’.
- Hold a class discussion on the topic, talking about the picture on each card.
- Use two sets of laminated cards to play matching pairs. Place all the cards face down. Working in pairs, the learners take turns to turn over two cards – if they match, they keep the cards. The winner is the one with more cards at the end.

---

Here are some of the things you need to make boiled egg and toast with butter.  
Can you think of any others?




Do you like egg and toast?

When do you eat it?

What did you have for breakfast this morning?

**Look at the pictures and talk together about how to make boiled egg and toast.**

1.



2.



3.



4.




5.



6.



# Picture Board



**egg**



**butter**



**tap water**



**saucepan**



**bread**



**teaspoon**



**slotted spoon**



**egg cup**



**toaster**



**hob**




**knife**



**eat**

# Picture Cards A



egg



butter



tap water



saucepan



bread



teaspoon



# Picture Cards B



slotted spoon



egg cup



toaster



hob



knife



eat



A CCEA Publication © 2010



**COUNCIL FOR THE CURRICULUM EXAMINATIONS AND ASSESSMENT** 29 Clarendon Road, Clarendon Dock, Belfast BT1 3BG  
☎ +44 (0)28 9026 1200 📠 +44 (0)28 9026 1234 📠 +44 (0)28 9024 2063 ✉ info@ccea.org.uk 🌐 www.ccea.org.uk

