






Resource 5: Chinese New Year Lantern

Follow these instructions to make a Chinese lantern.

	<p>Fold a rectangular piece of paper in half so that it makes a thinner rectangle.</p>
	<p>Make a dozen or so cuts along the fold line, to about halfway up the paper.</p>
	<p>Unfold the paper. Glue or staple the shorter side of the page's edges together.</p>
	<p>Cut a strip of paper 6 inches long and about 1/2 an inch wide. Attach this strip of paper across one end of the lantern to make a handle.</p>
	<p>Optional: Make lots of lanterns and place them along a length of string to decorate your room!</p>